



ISM

Simon Casassus Astronomía, Universidad de Chile

<http://www.das.uchile.cl/~simon>

- I Introduction: Observations of the ISM
- II Microscopic Processes.
- III Astrophysics of Gaseous Nebulae.
- IV Interstellar Dust.
- V Dynamics of the ISM.
- VI Selectec topics: protoplanetary disks, planetary nebulae, SNRs.

Nebular Astrophysics

1 Atomic processes

- Photoionization
- Collisional Ionization
- Recombination
- Charge Transfer

2 Ionization equilibrium

- Collisional ionization in the low density limit.
- Photo-ionization equilibrium

3 Thermal Balance

4 Nebular models

5 Temperature and density diagnostics

- Recombination lines
- Collisionally Excited Lines - CELs.
- Temperature and density.
- The line-continuum-temperature relationship
- The ORL/CEL discrepancy



Atomic processes

- Photoionization
- Collisional Ionization
- Recombination
- Charge Transfer

Ionization equilibrium

- Collisional ionization in the low density limit.
- Photo-ionization equilibrium

Thermal Balance

Nebular models

Temperature and density diagnostics

- Recombination lines
- Collisionally Excited Lines - CELs.
- Temperature and density.
- The line-continuum-temperature relationship
- The ORL/CEL discrepancy

Outline

1 Atomic processes

Photoionization

Collisional Ionization

Recombination

Charge Transfer

2 Ionization equilibrium

Collisional ionization in the low density limit.

Photo-ionization equilibrium

3 Thermal Balance

4 Nebular models

5 Temperature and density diagnostics

Recombination lines

Collisionally Excited Lines - CELs.

Temperature and density.

The line-continuum-temperature relationship

The ORL/CEL discrepancy



Atomic processes

Photoionization

Collisional Ionization

Recombination

Charge Transfer

Ionization equilibrium

Collisional ionization in the low density limit.

Photo-ionization equilibrium

Thermal Balance

Nebular models

Temperature and density diagnostics

Recombination lines

Collisionally Excited Lines - CELs.

Temperature and density.

The line-continuum-temperature relationship

The ORL/CEL discrepancy

Photoionization

In time-dependent perturbation theory, the rate of transition between two states, $i \rightarrow f$, is:

$$\frac{dP_{if}}{dt} = \frac{e^2}{hc^3 m_e^2} \sum_{\alpha=1}^2 \int \omega_{fi} \mathcal{N}_{\alpha}(\vec{k}) |\langle \phi_f | e^{i\vec{k} \cdot \vec{x}} \vec{e}_{\alpha} \cdot \vec{p} | \phi_i \rangle|^2 d\Omega,$$

where $\mathcal{N}(\vec{k})$ is the occupation number of photons in the state corresponding to \vec{k} , with frequency ν_{fi} .

In a photoionization process the final states f belong to the continuum. The Born approximation neglects the influence of the ion on $|\phi_f\rangle$, and for a description of the continuum we adopt a hard box normalization, with a size $L \rightarrow \infty$. With i corresponding to the fundamental state of the hydrogen atom, we obtain (Shu I, 23),

$$\frac{dP_{if}}{dt} \propto \omega_{fi}^{-3} \mathcal{N}(\omega), \text{ where } \mathcal{N}(\omega) = \int d\Omega \mathcal{N}(\vec{\omega}).$$



Atomic processes

Photoionization

- Collisional Ionization
- Recombination
- Charge Transfer

Ionization equilibrium

- Collisional ionization in the low density limit.
- Photo-ionization equilibrium

Thermal Balance

Nebular models

Temperature and density diagnostics

- Recombination lines
- Collisionally Excited Lines - CELs.
- Temperature and density.
- The line-continuum-temperature relationship
- The ORL/CEL discrepancy

Photoionization

The rate of absorption of ionizing photons with frequencies in the range $[\nu, \nu + \nu]$ is $dN_f \frac{dP_{if}}{dt}$, where dN_f is the number of free states in the corresponding range of energies,

$$dN_f = \frac{V}{2\pi^3} 4\pi k_e^2 dk_e,$$

where \vec{k}_e refers to the free electron.

The cross-section of ionization is defined through

$$P_{if} dN_f = t \sigma_{if}(\omega) c \frac{\mathcal{N}(\vec{n})}{V} 4\pi n^2 dn, \text{ with } \frac{d^3 \vec{n}}{V} = \frac{d^3 \omega}{(2\pi)^3 c^3}.$$

Identifying for $\sigma(\nu)$ we get

$$\sigma(\nu) \propto \nu^{-3} g(\nu),$$

where $g(\nu)$ is a gaunt factor, $g(\nu) \propto \nu^{-1/2}$, in the Born approximation, which is valid far from the ionization edge ν_o . $g_\nu \approx 1$ in the vicinity of ν_o , where the free-particle approximation breaks down.



Atomic processes

Photoionization

- Collisional Ionization
- Recombination
- Charge Transfer

Ionization equilibrium

- Collisional ionization in the low density limit.
- Photo-ionization equilibrium

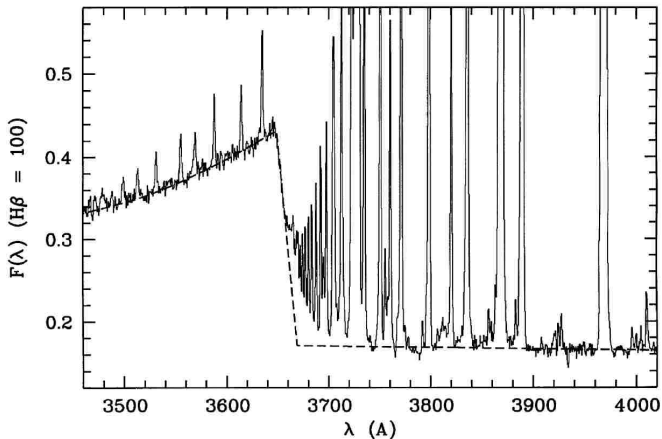
Thermal Balance

Nebular models

Temperature and density diagnostics

- Recombination lines
- Collisionally Excited Lines - CELs.
- Temperature and density.
- The line-continuum-temperature relationship
- The ORL/CEL discrepancy

The Balmer Jump: photionization of hydrogen



Atomic processes

Photoionization

- Collisional Ionization
- Recombination
- Charge Transfer

Ionization equilibrium

- Collisional ionization in the low density limit.
- Photo-ionization equilibrium

Thermal Balance

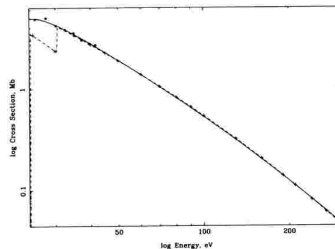
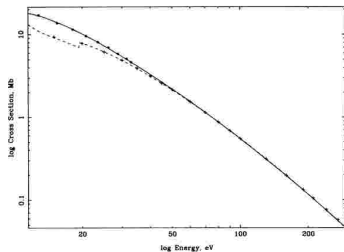
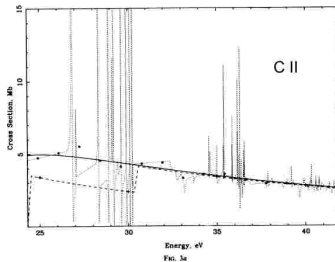
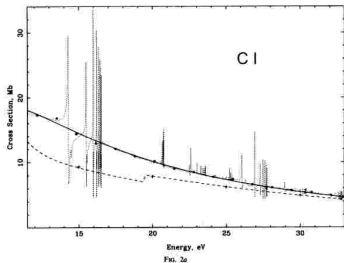
Nebular models

Temperature and density diagnostics

- Recombination lines
- Collisionally Excited Lines - CELs.
- Temperature and density.
- The line-continuum-temperature relationship
- The ORL/CEL discrepancy

Photoionization of metals¹

ISM



Atomic processes

Photoionization

- Collisional Ionization
- Recombination
- Charge Transfer

Ionization equilibrium

- Collisional ionization in the low density limit.
- Photo-ionization equilibrium

Thermal Balance

Nebular models

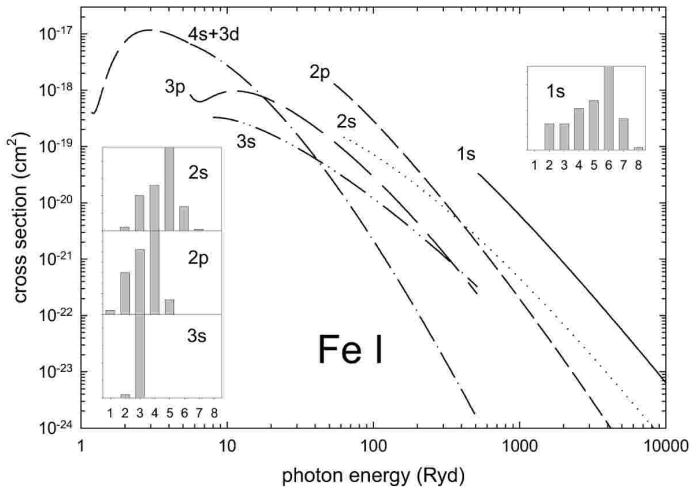
Temperature and density diagnostics

- Recombination lines
- Collisionally Excited Lines - CELs.
- Temperature and density.
- The line-continuum-temperature relationship
- The ORL/CEL discrepancy

¹Verner et al. 1996, ApJ, 465, 487. $b = 10^{-24} \text{ cm}^2$.

Photoionization of metals: hard X-rays²

ISM



Atomic processes

Photoionization

- Collisional Ionization
- Recombination
- Charge Transfer

Ionization equilibrium

- Collisional ionization in the low density limit.
- Photo-ionization equilibrium

Thermal Balance

Nebular models

Temperature and density diagnostics

- Recombination lines
- Collisionally Excited Lines - CELs.
- Temperature and density.
- The line-continuum-temperature relationship
- The ORL/CEL discrepancy



²CLOUDY manual, Hazy.

Outline

1 Atomic processes

Photoionization

Collisional Ionization

Recombination

Charge Transfer

2 Ionization equilibrium

Collisional ionization in the low density limit.

Photo-ionization equilibrium

3 Thermal Balance

4 Nebular models

5 Temperature and density diagnostics

Recombination lines

Collisionally Excited Lines - CELs.

Temperature and density.

The line-continuum-temperature relationship

The ORL/CEL discrepancy



Atomic processes

Photoionization

Collisional Ionization

Recombination

Charge Transfer

Ionization equilibrium

Collisional ionization in the low density limit.

Photo-ionization equilibrium

Thermal Balance

Nebular models

Temperature and density diagnostics

Recombination lines

Collisionally Excited Lines - CELs.

Temperature and density.

The line-continuum-temperature relationship

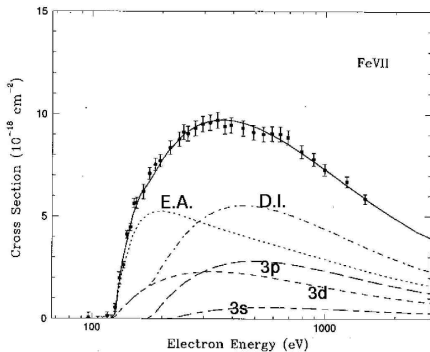
The ORL/CEL discrepancy

Collisional Ionization⁴

Direct collisional ionization: $A + e \rightarrow A^+ + 2e$

Excitation – auto-ionization: $A + e \rightarrow A^* + e$

$A^* \rightarrow A^+ + e$



3

³the subshell contributions to D.I. are indicated

⁴Arnaud & Rothenflug 1985, A&AS, 60, 425; Arnaud & Raymond, ApJ, 1992, 398, 394

ISM



Atomic processes

Photoionization

Collisional Ionization

Recombination

Charge Transfer

Ionization equilibrium

Collisional ionization in the low density limit.

Photo-ionization equilibrium

Thermal Balance

Nebular models

Temperature and density diagnostics

Recombination lines

Collisionally Excited Lines - CELs.

Temperature and density.

The line-continuum-temperature relationship

The ORL/CEL discrepancy

Outline

1 Atomic processes

Photoionization

Collisional Ionization

Recombination

Charge Transfer

2 Ionization equilibrium

Collisional ionization in the low density limit.

Photo-ionization equilibrium

3 Thermal Balance

4 Nebular models

5 Temperature and density diagnostics

Recombination lines

Collisionally Excited Lines - CELs.

Temperature and density.

The line-continuum-temperature relationship

The ORL/CEL discrepancy



Atomic processes

Photoionization

Collisional Ionization

Recombination

Charge Transfer

Ionization equilibrium

Collisional ionization in the low density limit.

Photo-ionization equilibrium

Thermal Balance

Nebular models

Temperature and density diagnostics

Recombination lines

Collisionally Excited Lines - CELs.

Temperature and density.

The line-continuum-temperature relationship

The ORL/CEL discrepancy

Radiative recombination

Photoionization and its inverse process, radiative recombination, are related by the Einstein - Milne relations (e.g. Osterbrock, A1; Shu 1,75; Spitzer p104)). The detailed balance between photon absorptions with frequency ν and electron-ion recombinations with relative velocity v is

$$n_X a_\nu 4\pi \frac{B_\nu}{h\nu} d\nu = n_{X^+} n_e v \sigma(v) f(v) dv + n_{X^+} n_e \sigma_2(v) B_\nu v f(v) dv,$$

where $\frac{1}{2}mv^2 + h\nu_T = h\nu$, and where $f(v)$ is the Maxwellian integrated over angles. We get (tarea) that $\sigma_2 = \sigma/(2h\nu^3/c^2)$, and

$$\sigma(v) = \frac{g}{g_+} \frac{h^2 v^2}{m^2 c^2 v^2} a_\nu,$$

where g and g_+ are the degeneracies of X and X^+ in their fundamental levels.



Atomic processes

Photoionization

Collisional Ionization

Recombination

Charge Transfer

Ionization equilibrium

Collisional ionization in the low density limit.

Photo-ionization equilibrium

Thermal Balance

Nebular models

Temperature and density diagnostics

Recombination lines

Collisionally Excited Lines - CELs.

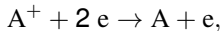
Temperature and density.

The line-continuum-temperature relationship

The ORL/CEL discrepancy

• Collisional recombination

Recombination through 3 body collisions



is important in the limit of very high densities. Note high densities is not the domain of validity of the collisional ionization equilibria, since these assume optically thin conditions. Rather, high densities are simply described by the law of mass-action, as in stellar interiors.

But another domain of validity of 3-body collisions, applicable to the diffuse ISM, is the case of radio recombination lines of H I (e.g. H 109 α at 6 cm, see Osterbrock p97).



Atomic processes

Photoionization

Collisional Ionization

Recombination

Charge Transfer

Ionization equilibrium

Collisional ionization in the low density limit.

Photo-ionization equilibrium

Thermal Balance

Nebular models

Temperature and density diagnostics

Recombination lines

Collisionally Excited Lines - CELs.

Temperature and density.

The line-continuum-temperature relationship

The ORL/CEL discrepancy

Dielectronic recombination

The inverse process to excitation-autoionization is the dielectronic recombination. For example (e.g. Osterbrock 1989) consider the recombination of C^{++} in its fundamental configuration $1s^2 2s^2 \ ^1S$ through the collision with a 0.41 eV electron, which matches the energy of C^+ in $1s^2 2p 3d \ ^2F$. Doubly excited C^+ decays following a cascade (in practice 2 photons, through $2s 2p^2 \ ^2D$) to the ground state $1s^2 2s^2 2p \ ^1P_{1/2}$. Generically,



where ${}^*X^{+i}$ is an autoionizing state of X^{+i} . This is the dominant mechanism for recombination at nebular temperatures of 10^4 K and densities (Nussbaumer & Storey, 1983, A&A, 126, 75). No calculations are available for elements heavier than Ne.



Atomic processes

- Photoionization
- Collisional Ionization
- Recombination**
- Charge Transfer

Ionization equilibrium

- Collisional ionization in the low density limit.
- Photo-ionization equilibrium

Thermal Balance

Nebular models

Temperature and density diagnostics

- Recombination lines
- Collisionally Excited Lines - CELs.
- Temperature and density.
- The line-continuum-temperature relationship
- The ORL/CEL discrepancy

Outline

1 Atomic processes

Photoionization
 Collisional Ionization
 Recombination
 Charge Transfer

2 Ionization equilibrium

Collisional ionization in the low density limit.
 Photo-ionization equilibrium

3 Thermal Balance

4 Nebular models

5 Temperature and density diagnostics

Recombination lines
 Collisionally Excited Lines - CELs.
 Temperature and density.
 The line-continuum-temperature relationship
 The ORL/CEL discrepancy



Atomic processes

Photoionization
 Collisional Ionization
 Recombination
 Charge Transfer

Ionization equilibrium

Collisional ionization in the
 low density limit.
 Photo-ionization equilibrium

Thermal Balance

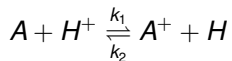
Nebular models

Temperature and density diagnostics

Recombination lines
 Collisionally Excited Lines -
 CELs.
 Temperature and density.
 The
 line-continuum-temperature
 relationship
 The ORL/CEL discrepancy



(Spitzer + Osterbrock)



- relationship between the rates of forward and reverse reactions, k_1 and k_2

Atomic processes

Photoionization
Collisional Ionization
Recombination
Charge Transfer

Ionization equilibrium

Collisional ionization in the low density limit.
Photo-ionization equilibrium

Thermal Balance

Nebular models

Temperature and density diagnostics

Recombination lines
Collisionally Excited Lines - CELs.
Temperature and density.
The line-continuum-temperature relationship
The ORL/CEL discrepancy

Outline

1 Atomic processes

Photoionization
Collisional Ionization
Recombination
Charge Transfer

2 Ionization equilibrium

Collisional ionization in the low density limit.
Photo-ionization equilibrium

3 Thermal Balance

4 Nebular models

5 Temperature and density diagnostics

Recombination lines
Collisionally Excited Lines - CELs.
Temperature and density.
The line-continuum-temperature relationship
The ORL/CEL discrepancy



Atomic processes

Photoionization
Collisional Ionization
Recombination
Charge Transfer

Ionization equilibrium

Collisional ionization in the
low density limit.
Photo-ionization equilibrium

Thermal Balance

Nebular models

Temperature and density diagnostics

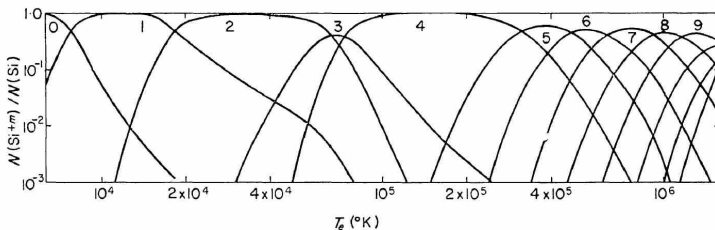
Recombination lines
Collisionally Excited Lines -
CELs.
Temperature and density.
The
line-continuum-temperature
relationship
The ORL/CEL discrepancy

Ionization equilibrium - Collisional Ionization

In the limit of low densities, and in the absence of external radiation fields, the relative ionic concentrations are obtained from detailed balance (the example is from Jordan (1969), but the calculations from Arnaud et al. are more recent):

$$\frac{N(X^{+(m+1)})}{N(X^{+m})} = \frac{Q(X^{+m})}{\alpha_{\text{tot}}(X^{+m})},$$

where Q and α_{tot} are the rate coefficients for ionization and recombinations.



Atomic processes

- Photoionization
- Collisional Ionization
- Recombination
- Charge Transfer

Ionization equilibrium

- Collisional ionization in the low density limit.

Photo-ionization equilibrium

Thermal Balance

Nebular models

Temperature and density diagnostics

- Recombination lines
- Collisionally Excited Lines - CELs.
- Temperature and density.
- The line-continuum-temperature relationship
- The ORL/CEL discrepancy

Outline

1 Atomic processes

Photoionization
 Collisional Ionization
 Recombination
 Charge Transfer

2 Ionization equilibrium

Collisional ionization in the low density limit.
 Photo-ionization equilibrium

3 Thermal Balance

4 Nebular models

5 Temperature and density diagnostics

Recombination lines
 Collisionally Excited Lines - CELs.
 Temperature and density.
 The line-continuum-temperature relationship
 The ORL/CEL discrepancy



Atomic processes

Photoionization
 Collisional Ionization
 Recombination
 Charge Transfer

Ionization equilibrium

Collisional ionization in the
 low density limit.

Photo-ionization equilibrium

Thermal Balance

Nebular models

Temperature and density diagnostics

Recombination lines
 Collisionally Excited Lines -
 CELs.
 Temperature and density.
 The
 line-continuum-temperature
 relationship
 The ORL/CEL discrepancy

Ionization equilibrium - Photoionization

The structure of a photoionized nebula in spherical symmetry can be described by the ionization fraction of each element as a function of nebular radius. For a blob of nebular material, the ionization balance requires that the number of recombinations of ion X^{i+1} be equal to the number of photoionizations of ion X^i ,

$$N(X^{i+1})N_e\alpha_T = \int d\nu \frac{4\pi J_\nu}{h\nu} a_\nu N(X^i), \quad (1)$$

where N_e is the electron density, α_T is the total recombination coefficient, and a_ν is the cross-section of photoionization, and J_ν is the local angular average of the nebular specific intensity field,

$$\begin{aligned} J_\nu &= \frac{1}{4\pi} \int_{4\pi} I_\nu d\Omega, \\ &= \frac{1}{2} \int_{-1}^{+1} d\mu I_\nu(r, \mu), \text{ for spherical symmetry, with} \\ \mu &= \cos\theta, \end{aligned}$$

where the angle θ is measured relative to the radial direction.



Atomic processes

- Photoionization
- Collisional Ionization
- Recombination
- Charge Transfer

Ionization equilibrium

- Collisional ionization in the low density limit.

Photo-ionization equilibrium

Thermal Balance

Nebular models

Temperature and density diagnostics

- Recombination lines
- Collisionally Excited Lines - CELs.
- Temperature and density.
- The line-continuum-temperature relationship
- The ORL/CEL discrepancy

(R.E. Williams, en Lecture Notes on Introductory Theoretical Physics).

The electron bath is the specie that thermalizes fastest in an ionized nebula (Spitzer, Cap. II). We consider the energy balance of the electrons.

- **Heating of the electrons.**

- collisional de-excitation. Important in dense nebulae, and partially compensated by collisional excitations.
- photoionization.



Atomic processes

- Photoionization
- Collisional Ionization
- Recombination
- Charge Transfer

Ionization equilibrium

- Collisional ionization in the low density limit.
- Photo-ionization equilibrium

Thermal Balance

Nebular models

Temperature and density diagnostics

- Recombination lines
- Collisionally Excited Lines - CELs.
- Temperature and density.
- The line-continuum-temperature relationship
- The ORL/CEL discrepancy

Thermal Balance - Photoionization

Each photoelectron yields $\frac{1}{2}mv^2 = h\nu - I$ to the electron bath,

$$G = N_{\text{H}} \int_{\nu_1}^{\infty} 4\pi J_{\nu} a_1(\nu) h(\nu - \nu_1) d\nu = N_{\text{H}} \int_{\nu_1}^{\infty} 4\pi J_{\nu} a_1(\nu) h(\langle \nu \rangle - \nu_1) d\nu$$

with

$$h\langle \nu \rangle = \int_{\nu_1}^{\infty} \frac{J_{\nu}}{h\nu} a_1(\nu) h\nu d\nu / \int_{\nu_1}^{\infty} \frac{J_{\nu}}{h\nu} a_1(\nu) d\nu.$$

To a good approximation, $a_{\nu} = a_0(\nu_1/\nu)^3$, and in the UV we can use the Wien limit for blackbody radiation:

$$J_{\nu} \propto \nu^3 \exp\left(-\frac{h\nu}{kT_{\star}}\right).$$

$$\Rightarrow h\langle nu \rangle = \int_{\nu_1}^{\infty} e^{-\frac{h\nu}{kT_{\star}}} d\nu / \int_{\nu_1}^{\infty} \frac{1}{\nu} e^{-\frac{h\nu}{kT_{\star}}} d\nu \approx h\nu_1 + kT_{\star}.$$



Atomic processes

- Photoionization
- Collisional Ionization
- Recombination
- Charge Transfer

Ionization equilibrium

- Collisional ionization in the low density limit.
- Photo-ionization equilibrium

Thermal Balance

Nebular models

Temperature and density diagnostics

- Recombination lines
- Collisionally Excited Lines - CELs.
- Temperature and density.
- The line-continuum-temperature relationship
- The ORL/CEL discrepancy

Thermal Balance - OTS

In a steady state, the equation for photoionization,

$\text{H} + \nu \xrightleftharpoons[k_2]{k_1} \text{H}^+ + \text{e}^-$, implies that $k_1 = k_2$. In general the mean

specific intensity field $J_\nu(\vec{r})$ contains stellar photons, attenuated radially by nebular absorption, and photons emitted by the nebula. The bulk of the diffuse component is composed of Lyman continuum photons, which can be absorbed by neutral hydrogen in the nebula. In the **On-The-Spot** approximation, the ionization equilibrium $k_1 = k_2$,

$$N(\text{H I}) \int_{\nu_1}^{\infty} d\nu 4\pi J_\nu a_1(\nu) / h\nu = N_e N(\text{H II}) \alpha,$$

where α is the total recombination coefficient, can be written

$$N(\text{H I}) \int_{\nu_1}^{\infty} d\nu 4\pi J_\nu^* a_1(\nu) / h\nu = N_e N(\text{H II}) \alpha^{(2)},$$

where $\alpha^{(2)} = \alpha - \alpha_1$.



Atomic processes

- Photoionization
- Collisional Ionization
- Recombination
- Charge Transfer

Ionization equilibrium

- Collisional ionization in the low density limit.
- Photo-ionization equilibrium

Thermal Balance

Nebular models

Temperature and density diagnostics

- Recombination lines
- Collisionally Excited Lines - CELs.
- Temperature and density.
- The line-continuum-temperature relationship
- The ORL/CEL discrepancy

Thermal Balance - net heating

The cross-section for radiative recombinations is characteristic of Coulomb interactions, $\propto 1/v^2$,

$$\sigma_{\text{rec}} = \sigma_o (v_o/v)^2,$$

which follows from Milne's relation $\sigma_{\text{rec}}(v) \approx v^2 a_\nu / v^2$, where $h\nu = \frac{1}{2}mv^2 + h\nu_T \approx h\nu_T$, for $T_e < 10^5$ K. Averaging over velocities,

$$\alpha^{(2)} = \langle v\sigma_{\text{rec}} \rangle \propto \langle \frac{1}{v} \rangle \propto 1/\sqrt{T_e}.$$

Since the average kinetic energy per photoelectron is kT_* , The net heating is

$$G = N_e N(\text{H II}) \alpha^{(2)} kT_*.$$



Atomic processes

- Photoionization
- Collisional Ionization
- Recombination
- Charge Transfer

Ionization equilibrium

- Collisional ionization in the low density limit.
- Photo-ionization equilibrium

Thermal Balance

Nebular models

Temperature and density diagnostics

- Recombination lines
- Collisionally Excited Lines - CELs.
- Temperature and density.
- The line-continuum-temperature relationship
- The ORL/CEL discrepancy

• Cooling of the electrons.

- Collisional excitations.
- Recombinations.

Pure hydrogen nebula

The excited levels of H are at energies that cannot be reached at temperatures typical of photoionized nebulae, 13.6 (1-1/4) eV corresponds to $T \approx 10^5$ K. \Rightarrow cooling by recombinations dominates, i.e.

$$L_R = N_e N(\text{H II}) \alpha^{(2)} \frac{1}{2} m \langle v^2 \rangle \propto \sqrt{T_e}.$$

\Rightarrow For a pure hydrogen nebula, $T_e = \frac{2}{3} k T_*$.



Atomic processes

- Photoionization
- Collisional Ionization
- Recombination
- Charge Transfer

Ionization equilibrium

- Collisional ionization in the low density limit.
- Photo-ionization equilibrium

Thermal Balance

Nebular models

Temperature and density diagnostics

- Recombination lines
- Collisionally Excited Lines - CELs.
- Temperature and density.
- The line-continuum-temperature relationship
- The ORL/CEL discrepancy

Nebulae with metals

The collisional excitation of the fine structure levels (but also with ΔL) of heavy ions, such as S, N, O, C, are close to the ground state, at only $\chi \lesssim 3$ eV. Collisional excitation followed by radiative de-excitation is the main cooling mechanism for ionized nebulae:

$$L_C = N_e N(X^i) \langle \sigma_e v \rangle \chi,$$

with

$$\langle \sigma_e v \rangle = \frac{1}{\sqrt{T_e}} \exp\left(-\frac{\chi}{kT_e}\right).$$



Atomic processes

- Photoionization
- Collisional Ionization
- Recombination
- Charge Transfer

Ionization equilibrium

- Collisional ionization in the low density limit.
- Photo-ionization equilibrium

Thermal Balance

Nebular models

Temperature and density diagnostics

- Recombination lines
- Collisionally Excited Lines - CELs.
- Temperature and density.
- The line-continuum-temperature relationship
- The ORL/CEL discrepancy

The abundance ratios of consecutive stages of ionisation, $Q_{X^i} = N(X^{i+1})/N(X^i)$, is given by the ionisation equilibrium:

$$N(X^{i+1})N_e\alpha_T = \int d\nu \frac{4\pi J_\nu}{h\nu} a_\nu N(X^i), \quad (2)$$

provided the ionising field is known.

Given the density field, the structure of a photoionised nebula is computed numerically by progressing outwards in radius. This is the basic principle of the photionisation code CLOUDY, by Gary Ferland et al.. Comparing model and observations of ionic line fluxes is a tool for the study of nebular physical conditions. But the atomic databases are often only approximate, and the uncertainties in the dielectronic recombination propagate from the first stages of ionisation.



Atomic processes

- Photoionization
- Collisional Ionization
- Recombination
- Charge Transfer

Ionization equilibrium

- Collisional ionization in the low density limit.
- Photo-ionization equilibrium

Thermal Balance

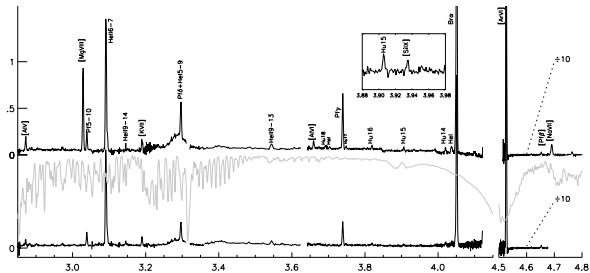
Nebular models

Temperature and density diagnostics

- Recombination lines
- Collisionally Excited Lines - CELs.
- Temperature and density.
- The line-continuum-temperature relationship
- The ORL/CEL discrepancy

High-excitation lines in PN NGC 6302

ISM



Atomic processes

- Photoionization
- Collisional Ionization
- Recombination
- Charge Transfer

Ionization equilibrium

- Collisional ionization in the low density limit.
- Photo-ionization equilibrium

Thermal Balance

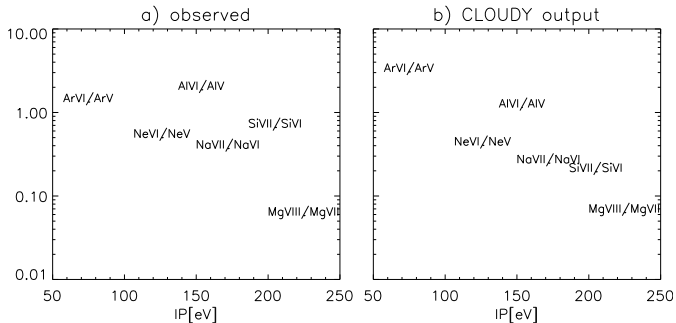
Nebular models

Temperature and density diagnostics

- Recombination lines
- Collisionally Excited Lines - CELs.
- Temperature and density.
- The line-continuum-temperature relationship
- The ORL/CEL discrepancy

Ionization curves in NGC 6302

ISM



Atomic processes

- Photoionization
- Collisional Ionization
- Recombination
- Charge Transfer

Ionization equilibrium

- Collisional ionization in the low density limit.
- Photo-ionization equilibrium

Thermal Balance

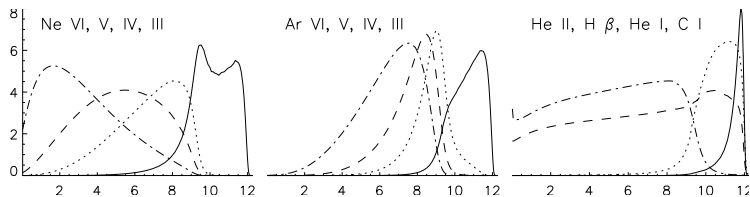
Nebular models

Temperature and density diagnostics

- Recombination lines
- Collisionally Excited Lines - CELs.
- Temperature and density.
- The line-continuum-temperature relationship
- The ORL/CEL discrepancy

Ionization structure in NGC 6302

ISM



Atomic processes

- Photoionization
- Collisional Ionization
- Recombination
- Charge Transfer

Ionization equilibrium

- Collisional ionization in the low density limit.
- Photo-ionization equilibrium

Thermal Balance

Nebular models

Temperature and density diagnostics

- Recombination lines
- Collisionally Excited Lines - CELs.
- Temperature and density.
- The line-continuum-temperature relationship
- The ORL/CEL discrepancy

Example input for CLOUDY: `parisnpn.in`

```
black body, T=150,000K radius = 10
hden = 3.4771213
radius = 17
normalize to Ca b 4861
abund he -1 C-3.523 N-4. O-3.222 ne-3.824
mg-4.523
```

Tarea: Run the validation model for CLOUDY 96 called `parisnpn.in`, and plot the relative abundances of each ionisation stage for H, He and Ne.



Atomic processes

- Photoionization
- Collisional Ionization
- Recombination
- Charge Transfer

Ionization equilibrium

- Collisional ionization in the low density limit.
- Photo-ionization equilibrium

Thermal Balance

Nebular models

Temperature and density diagnostics

- Recombination lines
- Collisionally Excited Lines - CELs.
- Temperature and density.
- The line-continuum-temperature relationship
- The ORL/CEL discrepancy

- Strömgren Spheres
- Pure hydrogen nebulae
(ver Problema 3-1 de Shu I)
- Dusty H II regions.
(Petrosian, Silk & Field, 1972, ApJ, 177, 69; Spitzer)
- Limits of the OTS approximation.
see `dhi1.pdf`.



Atomic processes

Photoionization
Collisional Ionization
Recombination
Charge Transfer

Ionization equilibrium

Collisional ionization in the low density limit.
Photo-ionization equilibrium

Thermal Balance

Nebular models

Temperature and density diagnostics

Recombination lines
Collisionally Excited Lines - CELs.
Temperature and density.
The line-continuum-temperature relationship
The ORL/CEL discrepancy

Monte Carlo methods allow calculating the 3D photoionisation structure given a proton density field. The best 3D code available is Mocassin (Ercolano et al. 2003, MNRAS, 340, 1136).

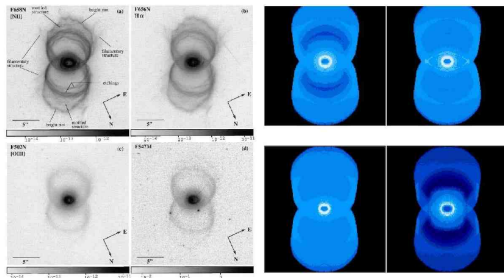


Figure 1: *Left Panel:* From Sahai et al. 1999. Narrow-band HST WFPC2 images of MyCn 18: (a) F658N ($[\text{N II}]\lambda 6586$); (b) F656N ($\text{H}\alpha$); (c) F502N ($[\text{O III}]\lambda 5007$); (d) a continuum filter F547N. *Right panel:* From Ercolano et al. (in prep.). 2D projections of 3D emissivity grids obtained from our best-fitting MOCASSIN model of MyCn18: (a) $[\text{N II}]\lambda 6586$; (b) $\text{H}\beta$; (c) $[\text{O III}]\lambda 5007$; (d) $[\text{O I}]\lambda 6300$.

Atomic processes

- Photoionization
- Collisional Ionization
- Recombination
- Charge Transfer

Ionization equilibrium

- Collisional ionization in the low density limit.
- Photo-ionization equilibrium

Thermal Balance

Nebular models

Temperature and density diagnostics

- Recombination lines
- Collisionally Excited Lines - CELs.
- Temperature and density.
- The line-continuum-temperature relationship
- The ORL/CEL discrepancy

Outline

1 Atomic processes

Photoionization
Collisional Ionization
Recombination
Charge Transfer

2 Ionization equilibrium

Collisional ionization in the low density limit.
Photo-ionization equilibrium

3 Thermal Balance

4 Nebular models

5 Temperature and density diagnostics

Recombination lines
Collisionally Excited Lines - CELs.
Temperature and density.
The line-continuum-temperature relationship
The ORL/CEL discrepancy



Atomic processes

Photoionization
Collisional Ionization
Recombination
Charge Transfer

Ionization equilibrium

Collisional ionization in the
low density limit.
Photo-ionization equilibrium

Thermal Balance

Nebular models

Temperature and density diagnostics

Recombination lines

Collisionally Excited Lines -
CELs.
Temperature and density.
The
line-continuum-temperature
relationship
The ORL/CEL discrepancy

Temperature and density diagnostics

• Recombination lines of H I, He II, and He I

The flux of a hydrogen recombination line in the optical is $F_{ij} = \int ds d\Omega j_{ij}$, where the emissivity of a transition $n_i \leftarrow n_j$ populated by the recombination cascade is

$$j_{ij} = \frac{h\nu}{4\pi} \sum_{L_i=0}^{n-1} \sum_{L_j=L_i\pm 1} N_n h\nu_{ij}.$$

The occupation numbers N_n can be calculated, and bear a weak dependence on T_e , N_e . The radiative transfer effects are included through an OTS approximation that distinguishes two cases (Baker & Menzel 1938, ApJ, 88, 52): case A, where the nebula is optically thin in every transition (as well as in the Lyman continuum), and case B where all photons from the Lyman serie, as well as the Lyman continuum, are absorbed OTS, so that the effective fundamental state in the recombination cascade is $n = 2$.



Atomic processes

- Photoionization
- Collisional Ionization
- Recombination
- Charge Transfer

Ionization equilibrium

- Collisional ionization in the low density limit.
- Photo-ionization equilibrium

Thermal Balance

Nebular models

Temperature and density diagnostics

Recombination lines

- Collisionally Excited Lines - CELs.
- Temperature and density.
- The line-continuum-temperature relationship
- The ORL/CEL discrepancy

Optical Recombination Lines - ORLs

ISM

The effective recombination coefficient is defined through

$$N_p N_e \alpha_{ij}^{\text{eff}} = \frac{4\pi}{h\nu_{ij}} J_{ij}.$$

Hummer & Storey (1987, MNRAS, 224, 801) give $\alpha_{H\beta}^{\text{eff}} = 3.0 \cdot 10^{-14} \text{ cm}^{-3}$, at 10^4 K (approximately $\propto \sqrt{1/T_e}$), and tabulate the emissivities of H I and He II recombination lines relative to H_β . The relative emissivities for the He I recombination lines are tabulated by Smits, MNRAS, 251, 316. Those of O II, N II, N III, Ne II, C II y C III have been computed by Storey et al. and can be found in the recent literature. Note that given N_e and the flux of a recombination line, it is straightforward to obtain the column of the corresponding ion. For example the recombination spectrum of O II gives the column of O^{2+} , which has the spectrum of O III.



Atomic processes

- Photoionization
- Collisional Ionization
- Recombination
- Charge Transfer

Ionization equilibrium

- Collisional ionization in the low density limit.
- Photo-ionization equilibrium

Thermal Balance

Nebular models

Temperature and density diagnostics

Recombination lines

- Collisionally Excited Lines - CELs.
- Temperature and density.
- The line-continuum-temperature relationship
- The ORL/CEL discrepancy

Outline

1 Atomic processes

Photoionization
Collisional Ionization
Recombination
Charge Transfer

2 Ionization equilibrium

Collisional ionization in the low density limit.
Photo-ionization equilibrium

3 Thermal Balance

4 Nebular models

5 Temperature and density diagnostics

Recombination lines
Collisionally Excited Lines - CELs.
Temperature and density.
The line-continuum-temperature relationship
The ORL/CEL discrepancy



Atomic processes

Photoionization
Collisional Ionization
Recombination
Charge Transfer

Ionization equilibrium

Collisional ionization in the
low density limit.
Photo-ionization equilibrium

Thermal Balance

Nebular models

Temperature and density diagnostics

Recombination lines

Collisionally Excited Lines - CELs.

Temperature and density.
The
line-continuum-temperature
relationship
The ORL/CEL discrepancy

Collisionally Excited Lines - CELs.

The flux of an optically thin CEL $i \leftarrow j$ is given by integrating the line emissivity along the optical path s :

$$F_{ij} = \int ds \int d\nu d\Omega j_\nu = \int ds d\Omega \frac{A_{ij} h\nu_{ij}}{4\pi} N_j,$$

where N_j is the population of the excited level j .

The principle underlying the diagnostic of physical conditions in ionised nebulae is the dependence of $N_j(\vec{r})$ on T_e, N_e .

Neglecting radiative excitations (i.e. optically thin case),

$$\sum_{i \neq j} n_j C_{ji} + \sum_{i < j} n_j A_{ji} = \sum_{i \neq j} n_i C_{ij} + \sum_{i > j} n_i A_{ij},$$

where $N_j = n_j N_o$, and N_o is the ground state population. In LS coupling the Hund rules give 2 to 5 levels in the fundamental configuration of common ions.



Atomic processes

- Photoionization
- Collisional Ionization
- Recombination
- Charge Transfer

Ionization equilibrium

- Collisional ionization in the low density limit.
- Photo-ionization equilibrium

Thermal Balance

Nebular models

Temperature and density diagnostics

- Recombination lines

Collisionally Excited Lines - CELs.

- Temperature and density.
- The line-continuum-temperature relationship
- The ORL/CEL discrepancy

Outline

1 Atomic processes

Photoionization
Collisional Ionization
Recombination
Charge Transfer

2 Ionization equilibrium

Collisional ionization in the low density limit.
Photo-ionization equilibrium

3 Thermal Balance

4 Nebular models

5 Temperature and density diagnostics

Recombination lines
Collisionally Excited Lines - CELs.
Temperature and density.
The line-continuum-temperature relationship
The ORL/CEL discrepancy



Atomic processes

Photoionization
Collisional Ionization
Recombination
Charge Transfer

Ionization equilibrium

Collisional ionization in the
low density limit.
Photo-ionization equilibrium

Thermal Balance

Nebular models

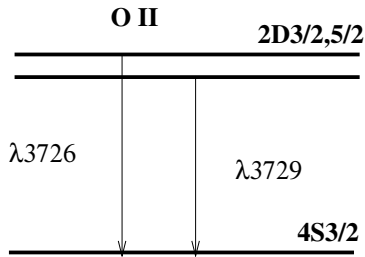
Temperature and density diagnostics

Recombination lines
Collisionally Excited Lines -
CELs.

Temperature and density.

The
line-continuum-temperature
relationship
The ORL/CEL discrepancy

Density-sensitive pairs of lines



relative populations are insensitive on temperature. The $[O\ II]$ doublet is a good diagnostic for densities close to the critical densities.

The critical densities of both lines are $N_c(\lambda 3729) = 4 \cdot 10^{13} \text{cm}^{-3}$ and $N_c(\lambda 3726) = 2 \cdot 10^{14} \text{cm}^{-3}$, both comparable to typical nebular densities. The ratio of these lines does not depend on the concentration of O^+ . Since the upper levels are very close in energy, their



Atomic processes

- Photoionization
- Collisional Ionization
- Recombination
- Charge Transfer

Ionization equilibrium

- Collisional ionization in the low density limit.
- Photo-ionization equilibrium

Thermal Balance

Nebular models

Temperature and density diagnostics

- Recombination lines
- Collisionally Excited Lines - CELs.

Temperature and density.

- The line-continuum-temperature relationship
- The ORL/CEL discrepancy

density

[O II] doublet for typical densities:

- $N_e \ll N_c$.

$$\frac{I(\lambda 3279)}{I(\lambda 3726)} = \frac{N_e N_1 \langle \sigma_{12} v \rangle \frac{h\nu_{21}}{4\pi}}{N_e N_1 \langle \sigma_{13} v \rangle \frac{h\nu_{31}}{4\pi}} = \frac{\langle \sigma_{12} v \rangle}{\langle \sigma_{13} v \rangle},$$

independent of N_e^5

- $N_e \gg N_c$. In this case $N_3 = N_1 C_{13}/C_{31} = N_1 g_3 e^{-\chi_3/kT} / g_1$ and

$$\frac{I(\lambda 3279)}{I(\lambda 3726)} = \frac{A_{21} N_2 g_2}{A_{31} N_3 g_3},$$

independent of N_e and weakly dependent on T_e .

- In an intermediate case, we consider $N_c(\lambda 3729) \ll N_c \ll N_c(\lambda 3726)$:

$$\frac{I(\lambda 3279)}{I(\lambda 3726)} = \frac{g_2}{g_3} \frac{A_{21}}{N_e \langle \sigma_{12} v \rangle} \propto \sqrt{T_e} / N_e,$$

which is a function of N_e .

⁵and also of T_e because $\sigma \propto g$ for fine structure levels



Atomic processes

- Photoionization
- Collisional Ionization
- Recombination
- Charge Transfer

Ionization equilibrium

- Collisional ionization in the low density limit.
- Photo-ionization equilibrium

Thermal Balance

Nebular models

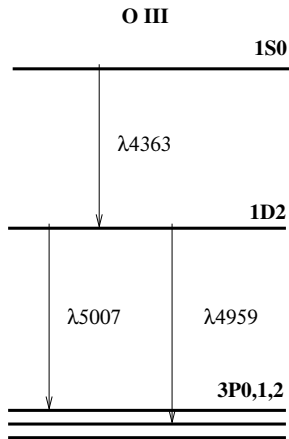
Temperature and density diagnostics

- Recombination lines
- Collisionally Excited Lines - CELs.

Temperature and density.

- The line-continuum-temperature relationship
- The ORL/CEL discrepancy

Temperature-sensitive pairs



These 3 transitions have $A_{\lambda} \gtrsim 1 \text{ s}^{-1}$, $N_c \gg 10^4 \text{ cm}^{-3}$, and $A_{32} \ll A_{31}$, so that

$$j(\lambda 4363) = N_e N_1 \langle \sigma_{13} v \rangle \frac{h\nu_{32}}{4\pi},$$

$$j(\lambda 5007) = N_e N_1 \left[\langle \sigma_{12} v \rangle + \langle \sigma_{13} v \rangle \frac{A_{32}}{A_{31} + A_{21}} \right] \frac{h\nu_{21}}{4\pi},$$

where we have treated $\lambda 4959$ and $\lambda 5007$ as a single line. The ratio of these **two** lines is

$$\frac{I(\lambda 5007)}{I(\lambda 4363)} = \frac{\lambda_{32}}{\lambda_{21}} \left[1 + \frac{\langle \sigma_{12} v \rangle}{\langle \sigma_{13} v \rangle} \right].$$

Remembering that $\langle \sigma_{ij} v \rangle \propto T_e^{-1/2} e^{-\chi_{ij}/kT_e}$, we see that the ratio $\frac{I(\lambda 5007)}{I(\lambda 4363)}$ is sensitive on the temperature. One gets $I(\lambda 5007)/I(\lambda 4363) \approx 8 \exp(33000/T_e)$.



Atomic processes

- Photoionization
- Collisional Ionization
- Recombination
- Charge Transfer

Ionization equilibrium

- Collisional ionization in the low density limit.
- Photo-ionization equilibrium

Thermal Balance

Nebular models

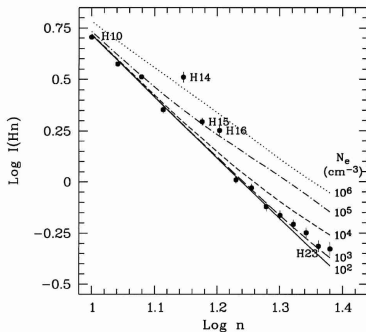
Temperature and density diagnostics

- Recombination lines
- Collisionally Excited Lines - CELs.

Temperature and density.

- The line-continuum-temperature relationship
- The ORL/CEL discrepancy

Density and the ORLs



The recombination lines have a very weak dependence on density, which can be used as diagnostic (Liu et al. 2000, MNRAS, 312, 585).



Atomic processes

- Photoionization
- Collisional Ionization
- Recombination
- Charge Transfer

Ionization equilibrium

- Collisional ionization in the low density limit.
- Photo-ionization equilibrium

Thermal Balance

Nebular models

Temperature and density diagnostics

- Recombination lines
- Collisionally Excited Lines - CELs.

Temperature and density.

- The line-continuum-temperature relationship
- The ORL/CEL discrepancy

Outline

1 Atomic processes

Photoionization
Collisional Ionization
Recombination
Charge Transfer

2 Ionization equilibrium

Collisional ionization in the low density limit.
Photo-ionization equilibrium

3 Thermal Balance

4 Nebular models

5 Temperature and density diagnostics

Recombination lines
Collisionally Excited Lines - CELs.
Temperature and density.
The line-continuum-temperature relationship
The ORL/CEL discrepancy



Atomic processes

Photoionization
Collisional Ionization
Recombination
Charge Transfer

Ionization equilibrium

Collisional ionization in the
low density limit.
Photo-ionization equilibrium

Thermal Balance

Nebular models

Temperature and density diagnostics

Recombination lines
Collisionally Excited Lines -
CELs.
Temperature and density.

The line-continuum-temperature relationship

The ORL/CEL discrepancy

The line-continuum-temperature relationship

The radio-continuum flux density of free-free radiation relates to the $H\beta$ flux through

$$F(H\beta) = 0.28 T_e^{-0.52} \nu^{0.1} F_\nu,$$

which gives T_e . The recombination lines with $n \gg 1$ at radio frequency are not extinct, and their emissivities can be calculated in LTE (the correction is $\ll 1$ and is tabulated by Brocklehurst 1970, MNRAS 148, 417).



Atomic processes

- Photoionization
- Collisional Ionization
- Recombination
- Charge Transfer

Ionization equilibrium

- Collisional ionization in the low density limit.
- Photo-ionization equilibrium

Thermal Balance

Nebular models

Temperature and density diagnostics

- Recombination lines
- Collisionally Excited Lines - CELs.
- Temperature and density.

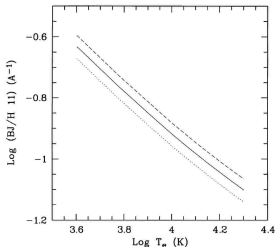
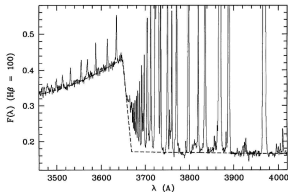
The line-continuum-temperature relationship

- The ORL/CEL discrepancy

Balmer and Paschen discontinuity

$$BJ = \frac{I_c(\lambda 3643) - I_c(\lambda 3681)}{I(H11, \lambda 3770)}$$

$I_c(\lambda)$ is tabulated by Brown & Mathews (1970, ApJ, 160, 939).



$\text{He}^+/\text{H}^+ = 0.1, \text{He}^{++}/\text{H}^+ = 0$ (dots);
 $\text{He}^+/\text{H}^+ = 0.05$ (solid);
 $\text{He}^+/\text{H}^+ = 0, \text{He}^{++}/\text{H}^+ = 0.1$ (dashed).

The same analysis can be applied to the Paschen discontinuity at 8194Å.



Atomic processes

- Photoionization
- Collisional Ionization
- Recombination
- Charge Transfer

Ionization equilibrium

- Collisional ionization in the low density limit.
- Photo-ionization equilibrium

Thermal Balance

Nebular models

Temperature and density diagnostics

- Recombination lines
- Collisionally Excited Lines - CELs.
- Temperature and density.

The line-continuum-temperature relationship

The ORL/CEL discrepancy

Outline

1 Atomic processes

Photoionization
Collisional Ionization
Recombination
Charge Transfer

2 Ionization equilibrium

Collisional ionization in the low density limit.
Photo-ionization equilibrium

3 Thermal Balance

4 Nebular models

5 Temperature and density diagnostics

Recombination lines
Collisionally Excited Lines - CELs.
Temperature and density.
The line-continuum-temperature relationship
The ORL/CEL discrepancy



Atomic processes

Photoionization
Collisional Ionization
Recombination
Charge Transfer

Ionization equilibrium

Collisional ionization in the
low density limit.
Photo-ionization equilibrium

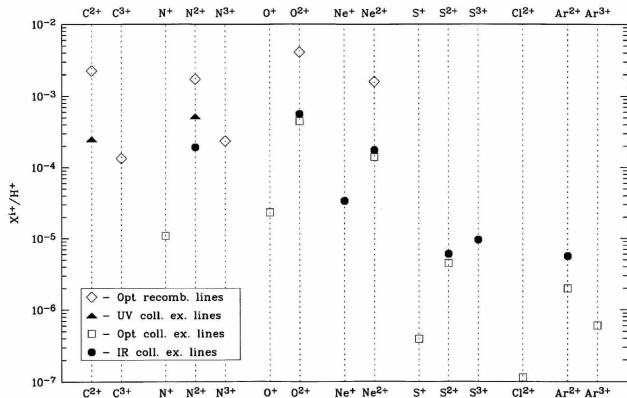
Thermal Balance

Nebular models

Temperature and density diagnostics

Recombination lines
Collisionally Excited Lines -
CELs.
Temperature and density.
The
line-continuum-temperature
relationship
The ORL/CEL discrepancy

The ORL/CEL discrepancy



Atomic processes

- Photoionization
- Collisional Ionization
- Recombination
- Charge Transfer

Ionization equilibrium

- Collisional ionization in the low density limit.
- Photo-ionization equilibrium

Thermal Balance

Nebular models

Temperature and density diagnostics

- Recombination lines
- Collisionally Excited Lines - CELs.
- Temperature and density.
- The line-continuum-temperature relationship

The ORL/CEL discrepancy

- In principle the best indicators of ionic abundances are the ORLs, because the recombination coefficients of both hydrogen and metals are approx. $\propto 1/\sqrt{T_e}$, so that the residual dependence on temperature is very weak.
- The difficulty with ORLs is that their fluxes are $10^{-3} - 10^{-4}$ weaker than $H\beta$.
- By contrast the CELs have an exponential dependence on temperature, and their fluxes are comparable to $H\beta$.



Atomic processes

Photoionization
 Collisional Ionization
 Recombination
 Charge Transfer

Ionization equilibrium

Collisional ionization in the low density limit.
 Photo-ionization equilibrium

Thermal Balance

Nebular models

Temperature and density diagnostics

Recombination lines
 Collisionally Excited Lines - CELs.
 Temperature and density.
 The line-continuum-temperature relationship

The ORL/CEL discrepancy



Atomic processes

- Photoionization
- Collisional Ionization
- Recombination
- Charge Transfer

Ionization equilibrium

- Collisional ionization in the low density limit.
- Photo-ionization equilibrium

Thermal Balance

Nebular models

Temperature and density diagnostics

- Recombination lines
- Collisionally Excited Lines - CELs.
- Temperature and density.
- The line-continuum-temperature relationship

The ORL/CEL discrepancy

Table 8: Comparison of ORL and CEL temperatures [K] and abundances

Nebula	T_e ([O III])	T_e (BaJump)	T_e (He I)	T_e (O II)	Abundance ORL/CEL
	CEL	ORL	ORL	ORL	
NGC 7009	9980	8150	5380	1800	4.7
M 2-36	8380	5900	4160	1180	6.9
NGC 6153	9120	6080	3370	1180	9.2
M 1-42	9220	3560	2310	≤ 200	22
Hf 2-2	8820	900	775	360	84

There is a systematic discrepancy between CELs and ORLs:

- $T_e(\text{CEL}) > T_e(\text{ORL} \sim T_e(\text{continuum}))$
- $N(X^{+i})(\text{CEL}) < N(X^{+i})(\text{ORL})$, although the columns are similar when using the same temperatures.

ORL/CEL discrepancy - temperature fluctuations.

One strategy to reconcile the temperature discrepancy, originally proposed by Peimbert (1967, ApJ, 150, 825) to explain the systematic discrepancy in $T(\text{O III})$ and $T(\text{continuum})$, is the “ t^2 ” formalism. In this formalism one expands the CEL emissivities in small temperature fluctuations about a mean value:

$$j(T) = j(T_0) + (T - T_0) \left. \frac{dj}{dT} \right|_{T=T_0} + \frac{1}{2} (T - T_0)^2 \left. \frac{d^2j}{dT^2} \right|_{T=T_0}, \text{ and,}$$

$$\int N_e N_i j(T) ds = j(T_0) \int N_i N_e ds + \frac{1}{2} \left. \frac{d^2j}{dT^2} \right|_{T=T_0} \int ds N_i N_e (T - T_0)^2,$$

where the term of order 1 cancels out when choosing

$$T_0 = \frac{\int ds N_i N_e T}{\int ds N_i N_e}. \quad \text{We define } t^2 = \frac{\int N_i N_e (T - T_0)^2 ds}{T_0^2 \int ds N_i N_e}.$$

Two pairs of T_e -sensitive lines allow calculating T_0 and t^2 . In this formalism T_0 is **the** nebular temperature, and is closer to the ORLs and to the continuum than to the CELs. In other words t^2 effectively adopts the ORL values.



Atomic processes

- Photoionization
- Collisional Ionization
- Recombination
- Charge Transfer

Ionization equilibrium

- Collisional ionization in the low density limit.
- Photo-ionization equilibrium

Thermal Balance

Nebular models

Temperature and density diagnostics

- Recombination lines
- Collisionally Excited Lines - CELs.
- Temperature and density.
- The line-continuum-temperature relationship

The ORL/CEL discrepancy

ORL/CEL discrepancy - solution?

An alternative to the t^2 formalism is to interpret the observed discrepancies as real, and conclude there are cold and metal rich inclusions in the nebulae. These inclusions may find their origin in the evaporation of globules or ices on big-grains (or planetesimals) for H II regions, or in the ejection of enriched stellar material in the dredge-up of AGB precursors to planetary nebulae.



Atomic processes

- Photoionization
- Collisional Ionization
- Recombination
- Charge Transfer

Ionization equilibrium

- Collisional ionization in the low density limit.
- Photo-ionization equilibrium

Thermal Balance

Nebular models

Temperature and density diagnostics

- Recombination lines
- Collisionally Excited Lines - CELs.
- Temperature and density.
- The line-continuum-temperature relationship

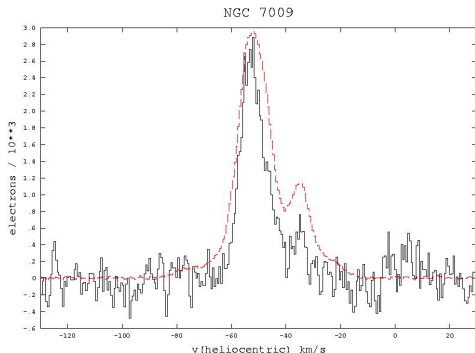
The ORL/CEL discrepancy

Table 8: Comparison of ORL and CEL temperatures [K] and abundances

Nebula	$T_e([\text{O III}])$	$T_e(\text{BaJump})$	$T_e(\text{He I})$	$T_e(\text{O II})$	Abundance ORL/CEL
	CEL	ORL	ORL	ORL	
NGC 7009	9980	8150	5380	1800	4.7
M 2-36	8380	5900	4160	1180	6.9
NGC 6153	9120	6080	3370	1180	9.2
M 1-42	9220	3560	2310	≤ 200	22
Hf 2-2	8820	900	775	360	84

ORL/CEL discrepancy - solution?

Photoionisation models with two phases indicate that the bulk of nebular material should come from the 'hot' component, which is traced by the CELs (good news!). A test for this interpretation is to study the thermal broadening of the ORLs, as observed by Barlow et al. (astro-ph/0605235), who compared $[\text{O III}] \lambda 4363\text{\AA}$ with the sum of the O II ORLs at 4089\AA , 4275\AA and 4349\AA :



Atomic processes

- Photoionization
- Collisional Ionization
- Recombination
- Charge Transfer

Ionization equilibrium

- Collisional ionization in the low density limit.
- Photo-ionization equilibrium

Thermal Balance

Nebular models

Temperature and density diagnostics

- Recombination lines
- Collisionally Excited Lines - CELs.
- Temperature and density.
- The line-continuum-temperature relationship

The ORL/CEL discrepancy